

Pressure garment therapy in children across the ages: less is more

Tamsin Mahoney¹, Kristen Storey¹, Dr Megan Simons^{1,2}, Dr Bronwyn Griffin^{2,3}, Professor Roy Kimble^{1,2}

1 Queensland Children's Hospital Pegg Ledistchke Children's Burns Centre

2 Centre for Children's Burns and Trauma Research, The University of Queensland

3 School of Nursing, Queensland University of Technology



Centre For Children's
Burns & Trauma Research



Pressure Garment Therapy: What do we know?

Research →
Clinician Experience →
Family Goals →



How do we make good clinical decisions?

Evidence Based Medicine

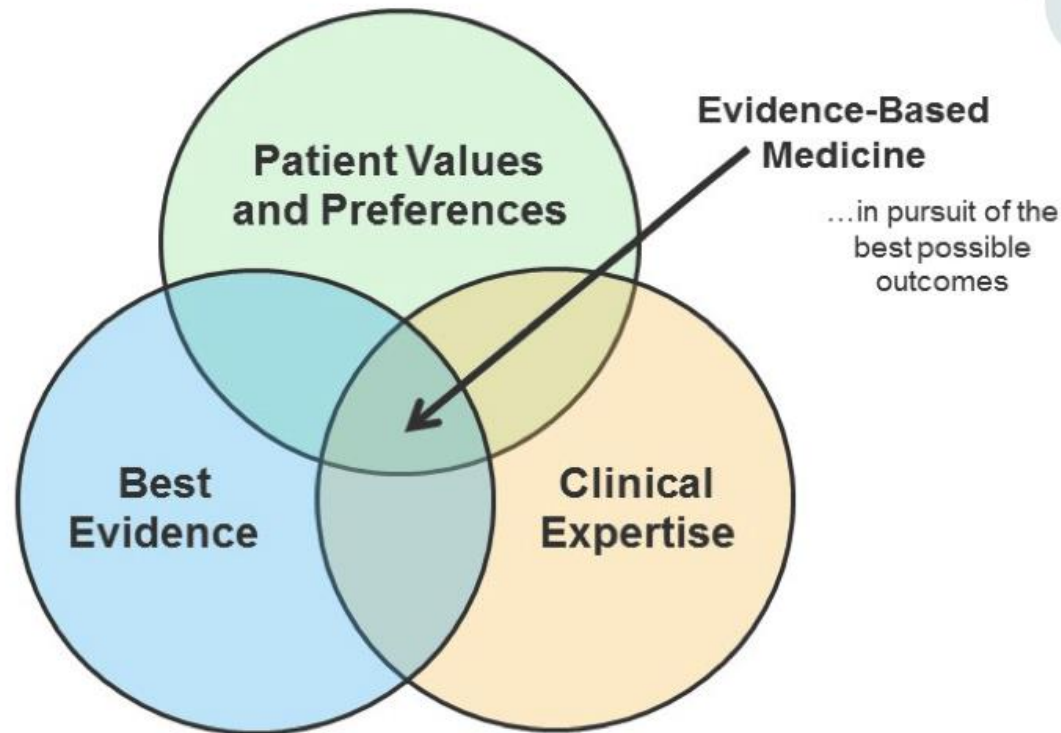


Image taken from James M Anderson Centre for Health Systems Excellence:

<https://www.healthcatalyst.com/5-reasons-practice-evidence-based-medicine-is-hot-topic>



BRIS Trial RCT Findings

Results from 6 month data:

- Mean TBSA: 1.0%
- There is no benefit to using combined interventions (i.e. Topical silicone gel and pressure garment therapy) in reducing scar thickness
- Combined interventions resulted in reduced adherence and satisfaction with treatment although more adverse effects were identified in the pressure garment group than silicone group.

Wiseman, J., Ware, R.S., Simons, M., McPhail, S., Kimble, R., Dotta, A. and Tyack, Z., 2019. Effectiveness of topical silicone gel and pressure garment therapy for burn scar prevention and management in children: a randomized controlled trial. *Clinical Rehabilitation*, p.0269215519877516.

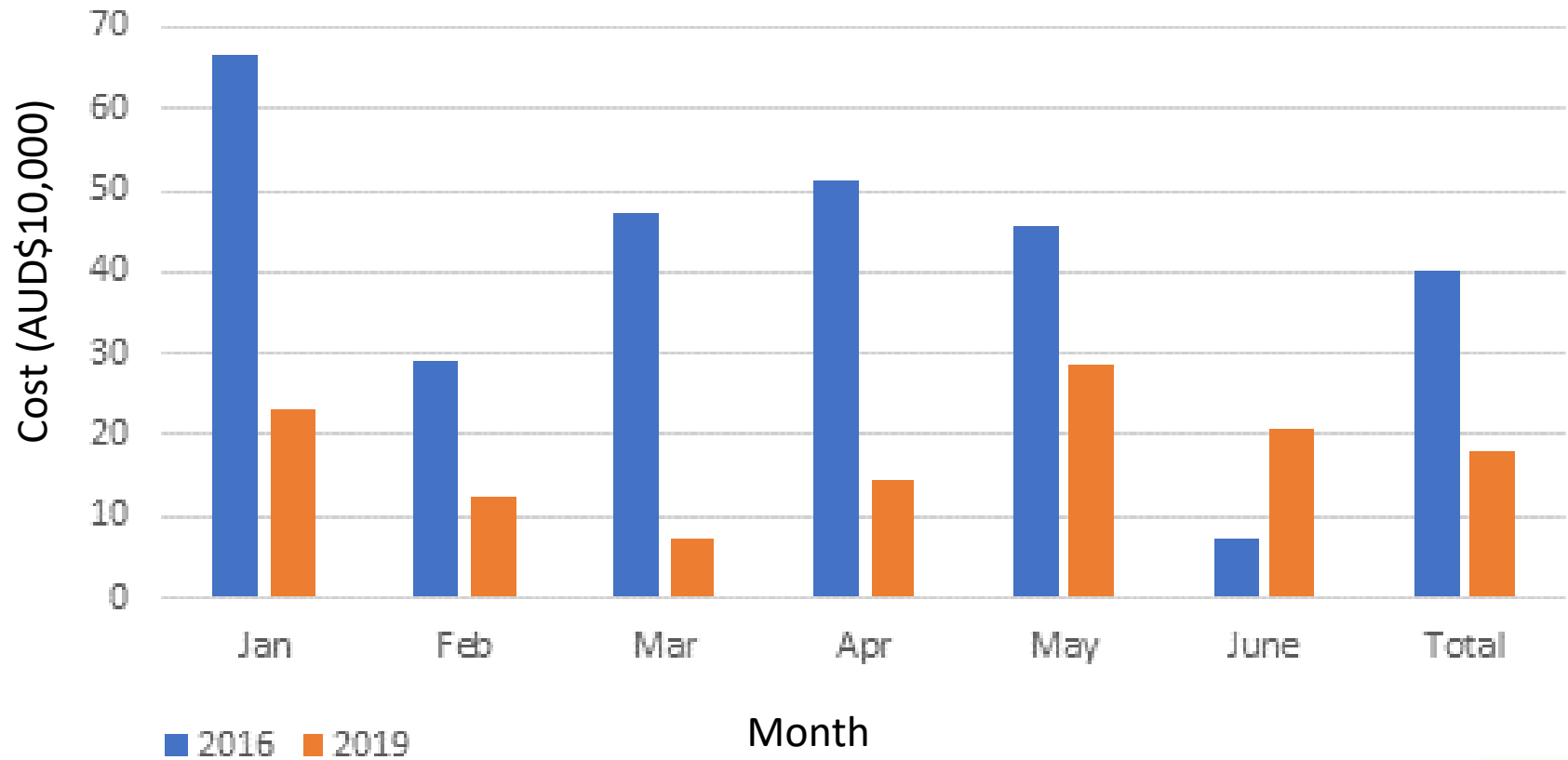


METHOD:

We completed an observational study design, and retrospectively audited prospectively collected data of expenditure for pressure garments and occasions of service using local databases



Pressure Garment Expenditure



Pressure Garment Expenditure

2016	Jan	Feb	Mar	Apr	May	June	TOTAL
Occasions Of Service	277	338	350	318	316	354	1953
Cost/ month	\$18,425	\$9,840	\$16,545	\$16,235	\$14,428	\$2,652	\$78,127
2019	Jan	Feb	Mar	Apr	May	June	TOTAL
Occasions Of Service	382	344	316	368	379	372	2161
Cost/ month	\$8,875	\$4,255	\$2,256	\$5,338	\$10,804	\$7,743	\$39,273



Has the RCT changed practice?

Cost Reduction

2016 (Jan – June)

- Total PG expenditure
- = \$78,127.76


2019 (Jan – June)

- Total PG Expenditure
- = \$39,273.90





When do we apply compression?



Where to from here?

